



UNIVERSITY OF PHOENIX TRANSFER CREDITS

BY THE NUMBERS IN 2024*


953,860

Total transfer credits
(bachelor's and
associate degrees)



43%

average percentage
of undergraduate
students with
transfer credits
based on data
from last 6 years



30.58

Average transfer credits per student
(bachelor's and associate degrees)

Over \$11,000

Average tuition savings per student
(bachelor's and associate degrees)



TOP 3 TRANSFER-FRIENDLY PROGRAMS

1. Bachelor of Science in
Management (BSM)


2. Bachelor of Science in Industrial
Organizational Psychology (BSIOP)

3. Bachelor of Science in
Communication (BS/COM)





AVERAGE TRANSFER CREDITS BY COLLEGE

1  **34.80**
College of Health
Professions

2  **33.72**
College of Social &
Behavioral Sciences

3  **33.41**
College of Business & IT

4  **30.79**
College of General Studies

5  **24.86**
College of Education



*This data does not include Bachelor of Science in Health Management and Bachelor of Science in Nursing programs due to transfer credit admission requirements.